






PMEX UPDATE


SELL	
	CRUDE10-MA25
71.39	0.51%
Expiry	19/Feb/25
Remaining	13 Days
Entry	70.9 - 70.85
Stoploss	71.39
Take Profit	70.46 - 70.33


BUY	
	NGAS1K-MA25
3.3550	-0.15%
Expiry	25/Feb/25
Remaining	19 Days
Entry	3.397 - 3.403
Stoploss	3.36
Take Profit	3.445 - 3.475


BUY	
	GO10Z-AP25
2,892.74	-0.01%
Expiry	27/Mar/25
Remaining	49 Days
Entry	2888 - 2890
Stoploss	2879.82
Take Profit	2898 - 2901


BUY	
	SL10-MA25
32.62	-1.07%
Expiry	26/Feb/25
Remaining	20 Days
Entry	32.731 - 32.773
Stoploss	32.54
Take Profit	32.913 - 32.987


BUY	
	PLATINUM5-AP25
1,018.70	-0.69%
Expiry	27/Mar/25
Remaining	49 Days
Entry	1020 - 1021
Stoploss	1015.02
Take Profit	1027 - 1029


BUY	
	COPPER-MA25
4.4668	0.51%
Expiry	26/Feb/25
Remaining	20 Days
Entry	4.4133 - 4.4226
Stoploss	4.39
Take Profit	4.4491 - 4.4704


SELL	
	ICOTTON-MA25
66.12	0.12%
Expiry	20/Feb/25
Remaining	14 Days
Entry	66.56 - 66.36
Stoploss	66.76
Take Profit	66.01 - 65.75

SELL	
	DJ-MA24
45,008	0.01%
Expiry	20/Mar/25
Remaining	42 Days
Entry	45052 - 45033
Stoploss	45182.07
Take Profit	44913 - 44832

SELL	
	SP500-MA24
6,087	0.01%
Expiry	20/Mar/25
Remaining	42 Days
Entry	6092 - 6090
Stoploss	6109.64
Take Profit	6076 - 6071

SELL	
	NSDQ100-MA24
21,722	-0.19%
Expiry	20/Mar/25
Remaining	42 Days
Entry	21752 - 21722
Stoploss	21828.49
Take Profit	21633 - 21595

BUY	
	GOLDUSDJPY-MA25
152.30	-0.19%
Expiry	26/Feb/25
Remaining	20 Days
Entry	152.72 - 152.78
Stoploss	152.38
Take Profit	153.01 - 153.09

SELL	
	GOLDEURUSD-MA25
1.0359	-0.42%
Expiry	26/Feb/25
Remaining	20 Days
Entry	1.0378 - 1.0369
Stoploss	1.04
Take Profit	1.0343 - 1.0331

Major Headlines

Crude Oil Gains After Saudi Arabia Lifts Official Selling Prices **US stock futures rise; investors weigh corporate earnings** **EUR/USD declines as US Dollar gains ground ahead of US NFP**

The oil market sold off yesterday despite US President Trump's directive to increase economic pressure on Iran, which would include targeting oil exports from the country. Instead, the market focused on the tariff story, a theme likely to dictate sentiment for much of this year. In addition, the EIA's weekly inventory report was fairly bearish with a large increase in crude oil stocks over the last week. [see more...](#)

US stock index futures edged higher Thursday, as investors assessed a deluge of corporate earnings as well as more labor market data. At 05:15 ET (10:15 GMT), Dow Jones Futures were up 158 points, or 0.4%, S&P 500 Futures gained 14 points, or 0.2%, and Nasdaq 100 Futures rose 40 points, or 0.2%. Wall Street indexes rose on Wednesday, aided by a dip in Treasury yields as purchasing managers index data [see more...](#)

EUR/USD corrects to near 1.0360 in Thursday's European session. The major currency pair drops as the US Dollar (USD) gains ground after a sharp downside move in the last three trading days. The US Dollar Index (DXY), which tracks the Greenback's value against six major currencies, rebounds to near 108.00 from the weekly low of 107.30. The recovery in the US Dollar appears to be the result of investors [see more...](#)

Gold prices remain in sight of record high as trade war fears fuel

USD/JPY: Might not be able to break support at 151.80

Forex Today: BoE policy announcements, US data

Gold prices steadied in Asian trade on Thursday, remaining close to record highs as persistent fears over a U.S.-China trade war kept safe haven demand for bullion largely in play. Gains in gold were aided by a softer dollar, while U.S. President Donald Trump's recent comments on the U.S. taking over the Gaza Strip also factored into haven demand. Spot gold rose 0.1% to \$2,869.17 an ounce [see more...](#)

We noted in early Asian trade yesterday that USD 'is under mild downward pressure and could edge lower.' However, we were of the view that 'any decline is unlikely to break below 153.70.' We did not expect the steep selloff that sent USD plunging by 1.12% (152.60). Despite the deeply oversold conditions, the weakness has not stabilized. Today, USD could drop further, but given the oversold conditions, [see more...](#)

Major currency pairs stay relatively quiet early Thursday as investors gear up for the upcoming key events. The Bank of England (BoE) will announce monetary policy decisions. Governor Andrew Bailey will speak on the policy outlook and respond to questions in a press conference afterward. Later in the day, the US economic calendar will feature weekly Initial Jobless Claims and Unit Labor Costs data [see more...](#)

Economic Calendar

Event	Dates	Time	Currency	Importance	Actual	Forecast	Previous
Initial Jobless Claims	6-Feb-25	6:30 PM	USD	High volatility		214K	207K

FOREX MARKETS' STATISTICS

Forex Market Hours



Note: This chart shows the normal forex trading times of all the major forex trading centers across the globe in Pakistan Standard Time.

Forex Turnover by Counterparty



Markets' Share in Total Forex Turnover



Most Traded Currency Pairs



Sources: ACPL Research, Forexmarkethours, Dailyfx, Ig

DISCLAIMER

This report has been prepared by Abbasi and Company (Private) Limited and is provided for information purposes only. Abbasi and Company (Private) Limited (ACPL) is engaged in brokerage business of commodities futures in Pakistan and to provide the trading/ execution facility on Pakistan Mercantile Exchange (PMEX). There is risk of loss in trading in derivatives (futures). The author, directors and other employees of Abbasi and Company (Private) Limited and its affiliates cannot be held responsible for any loss in trading. Futures; futures on margin carries a high level of risk and may not be suitable for all investors. The high degree of leverage can work against the investor/ traders. Before deciding to invest in Commodity derivatives, you should carefully consider your investment objectives, level of experience, and risk appetite. The possibility exists that you could sustain a loss of some or all of your initial investment and therefore you should not invest money that you cannot afford to lose. You should be aware of all the risks associated with futures trading in commodities and other financial products. We take no responsibility for any loss made in investment on any instruments through us. In any event Abbasi and Company (Private) Limited, its affiliates, agents will not be liable to anyone for any decision made or action taken for investment/ trading. Abbasi and Company (Private) Limited, its affiliates, directors and employees cannot be held responsible for any loss in trading due to any problem in connectivity; failure of system; technical problem in the software or any other reason whatever. All the reports/ recommendations/ trading calls/ opinions are advisory in nature and contains the opinions of the author, which are not to be construed as investment advices. The author, directors and other employees of Abbasi and Company (Private) Limited and its affiliates cannot be held responsible for the accuracy of the information presented herein or for the results of the positions taken based on the opinions expressed in the reports/ views from Abbasi and Company (Private) Limited. All the views/ recommendations/ trading calls and opinions are based on the information, which are believed to be accurate and no assurance can be given for the accuracy of these information.

Derivatives trading involve substantial risk. The valuation of the underlying may fluctuate, and as a result, clients may lose their entire original investment. In no event should the content of this research report be construed as an express or an implied promise, guarantee or implication by, or from, Abbasi and Company (Private) Limited that you will profit or that losses can, or will be, limited in any manner whatsoever. Past results are no indication of future performance. The information provided in this report is intended solely for informative purposes and is obtained from sources believed to be reliable. Information is in no way guaranteed. No guarantee of any kind is implied or possible where projections of future conditions are attempted. Investments in securities market are subject to market risks, read all the related documents carefully before investing.

All rights reserved by Abbasi and Company (Private) Limited. This report or any portion hereof may not be reproduced, distributed, or published by any person for any purpose whatsoever. Nor can it be sent to a third party without prior consent of Abbasi and Company (Private) Limited. Action could be taken for unauthorized reproduction, distribution, or publication.

The research analyst, primarily involved in the preparation of this report, certifies that (1) the views expressed in this report accurately reflect his/her personal views about the subject commodity/index /currency pair and (2) no part of his/her compensation was, is or will be directly or indirectly related to the specific recommendations or views expressed in this report.

DISCLOSURE

Following exchange rates are used to convert investment and profit values:

- USD/PKR: 278.75
- JPY/PKR: 1.77

To arrive at our Target Price, Abbasi & Company (Private) Limited uses following methods:

- Technical Analysis
- Fundamental Analysis

Furthermore, profit and returns are inclusive of all expenses including PMEX Fee, ACPL Fee & Sales Tax

RESEARCH DISSEMINATION POLICY

Abbasi & Company (Private) Limited endeavors to make all reasonable efforts to disseminate research to all eligible clients in a timely manner through either physical or electronic distribution such as email, fax mail etc. Nevertheless, all clients may not receive the material at the same time.

PREPARED BY

Muhammad Rashid Nawaz
Phone: (+92) 42 38302028
Ext: 118
Email: umairjaved@abbasiandcompany.com

RESEARCH DEPARTMENT

6 - Shadman, Lahore
Phone: (+92) 42 38302028; Ext: 116, 117
Email: research@abbasiandcompany.com
web: www.abbasiandcompany.com

HEAD OFFICE

6 - Shadman, Lahore
Phone: (+92) 42 38302028
Email: support@abbasiandcompany.com
web: www.abbasiandcompany.com